


English

Quarter 4 – Module 10: Recognize and Read



English – Grade 3
Alternative Delivery Mode
Quarter 4 – Module 10: Recognize and Read
First Edition, 2020

Republic Act 8293, section 176 states that: No copyright shall subsist in any work of the Government of the Philippines. However, prior approval of the government agency or office wherein the work is created shall be necessary for exploitation of such work for profit. Such agency or office may, among other things, impose as a condition the payment of royalties.

Borrowed materials (i.e., songs, stories, poems, pictures, photos, brand names, trademarks, etc.) included in this module are owned by their respective copyright holders. Every effort has been exerted to locate and seek permission to use these materials from their respective copyright owners. The publisher and authors do not represent nor claim ownership over them.

Published by the Department of Education
Secretary: Leonor Magtolis Briones
Undersecretary: Diosdado M. San Antonio

Development Team of the Module

Writer: Tristan June C. Intong, Albert P. Eñano, Jizun Cabilogan

Editor: Eva P. Glase

Reviewer: Mike M. Leopardas, Marites L. Caluban, Jessel C. Marqueda

Illustrator: Rolando P. Durdas

Layout Artist: Neil Edward D. Diaz

Management Team: Evelyn R. Fetalvero

Dee D. Silva

Janette G. Veloso

Eduard C. Amoguis

Analiza C. Almazan

Marilyn E. Sumicad

Ma. Cielo D. Estrada

Lourdes A. Navarro

Manuel P. Vallejo

Allen T. Guilaran

Printed in the Philippines by _____

Department of Education – Region XI

Office Address: F. Torres St., Davao City

Telefax: (082) 291-1665; (082) 221-6147

E-mail Address: region11@deped.gov.ph * lrms.regionxi@deped.gov.ph

English

Quarter 4 – Module 10:
Recognize and Read

Introductory Message

For the facilitator:

Welcome to the English 3 Alternative Delivery Mode (ADM) Module on Recognize and Read!

This module was collaboratively designed, developed and reviewed by educators both from public and private institutions to assist you, the teacher or facilitator in helping the learners meet the standards set by the K to 12 Curriculum while overcoming their personal, social, and economic constraints in schooling.

This learning resource hopes to engage the learners into guided and independent learning activities at their own pace and time. Furthermore, this also aims to help learners acquire the needed 21st century skills while taking into consideration their needs and circumstances.

In addition to the material in the main text, you will also see this box in the body of the module:



Note to the Teacher

This contains helpful tips or strategies that will help you in guiding the learners.

As a facilitator, you are expected to orient the learners on how to use this module. You also need to keep track of the learners' progress while allowing them to manage their own learning. Furthermore, you are expected to encourage and assist the learners as they do the tasks included in the module.

For the learner:

Welcome to the English 3 Alternative Delivery Mode (ADM) Module on Recognize and Read!

This module was designed to provide you with fun and meaningful opportunities for guided and independent learning at your own pace and time. You will be enabled to process the contents of the learning resource while being an active learner.

This module has the following parts and corresponding icons:



What I Need to Know

This will give you an idea of the skills or competencies you are expected to learn in the module.



What I Know

This part includes an activity that aims to check what you already know about the lesson to take. If you get all the answers correctly (100%), you may decide to skip this module.



What's In

This is a brief drill or review to help you link the current lesson with the previous one.



What's New

In this portion, the new lesson will be introduced to you in various ways such as a story, a song, a poem, a problem opener, an activity or a situation.



What is It

This section provides a brief discussion of the lesson. This aims to help you discover and understand new concepts and skills.



What's More

This comprises activities for independent practice to solidify your understanding and skills of the topic. You may check the answers to the exercises using the Answer Key at the end of the module.



What I Have Learned

This includes questions or blank sentence/paragraph to be filled in to process what you learned from the lesson.



What I Can Do

This section provides an activity which will help you transfer your new knowledge or skill into real life situations or concerns.



Assessment

This is a task which aims to evaluate your level of mastery in achieving the learning competency.



Additional Activities

In this portion, another activity will be given to you to enrich your knowledge or skill of the lesson learned.



Answer Key

This contains answers to all activities in the module.

At the end of this module you will also find:

The following are some reminders in using this module:

1. Use the module with care. Do not put unnecessary mark/s on any part of the module.
2. Don't forget to answer *What I Know* before moving on to the other activities included in the module.
3. Read the instruction carefully before doing each task.
4. Observe honesty and integrity in doing the tasks and checking your answers.
5. Finish the task at hand before proceeding to the next.
6. Return this module to your teacher/facilitator once you are through with it.

If you encounter any difficulty in answering the tasks in this module, do not hesitate to consult your teacher or facilitator. Always bear in mind that you are not alone.

We hope that through this material, you will experience meaningful learning and gain deep understanding of the relevant competencies. You can do it!



What I Need to Know

This module covers the competency, Recognize and read some irregularly spelled words (e.g. such as enough, through, beautiful) (EN3PWR-Ivj-22).

In this module, you will learn how to spell and read irregularly spelled words correctly. It also developed your ability on how to use these words in a sentence.

After going through this module, you are expected to:

1. identify irregularly spelled words;
2. appreciate the importance of nature; and
3. read irregularly spelled words.



What I Know

Before you start doing all the activities that this module covers, do the pre-test below.

Directions: Each sentence has context clues to help you find the meaning of the highlighted word. Encircle the letter of the correct answer. Good luck!

1. Lydia has enough supply of Mangoes that all of her siblings have tasted.

a. all

b. half

c. partial

2. Cedrick saw and admired in the distance a beautiful bird flying across the sky.

a. ugly

b. not pretty

c. attractive

3. As Cindy finished cleaning her room, she glanced through the open door.

a. continuing

b. done

c. incomplete

4. The woman crossing along the street reminds me of my mother.

a. female parent

b. male parent

c. stepfather

5. Of all the planets, Earth is the only astronomical object to harbor life.

a. star

b. rock

c. planet

Lesson

1

Irregularly Spelled Words



What's In

This part will help you understand whether you have known well the previous module which is to read phrases, sentences and stories with word-diphthong (oy, oi, ou, ow).

Directions: Read and understand the given sentences. Match the sentence in BOX A to its appropriate vowel diphthong in BOX B.

BOX A

1.



Susan likes to put fl_ _ers in the vase.

2.



Hannah thinks of nice looking cl_ _ ds.

BOX B

○

ow

○

oy

○

ou

○

oi

3.



Jeffrey finds a c__n while walking along the street.

0

oi

0

oy

4.



Kim enj__s singing with friends.

0

oy

0

oi



What's New

This part will give you a chance to know more about what this module covers through series of activities. Have Fun Kid!

I. Directions: Read the story below and take note of the highlighted words in the text. Choose and encircle the letter of the best answer. Good luck!

The Playful Turtle

Tristan June C. Intong

One day, a **mother** Turtle was sad that Toto got mad easily. "Toto", she said, "**You're** a good turtle except when you're mad. I'll **teach** you a way not to get mad easily."

The next day, Toto was playing with his friends in the garden. He saw different plants and flowers **everywhere**. They enjoyed playing so **much** fun under the sun.

So Toto's mother was very happy and finally she didn't see Toto easily getting mad **again**.



1. What is the story all about?

a. the Angry Turtle

b. the Playful Turtle

c. the Hungry Turtle

2. Where did the story happen?

- a. in the pond b. in the school c. in the garden

3. What is the problem in the story?

- a. Toto was very happy with his friends.
b. The mother turtle was sad when Toto got mad.
c. They played under the sun with plants and flowers everywhere.




4. If you were Toto in the story, how would you feel when you play with friends?

- a. mad b. angry c. happy

5. How did the mother feel in the end of the story?

- a. very sad b. very angry c. very happy

II. Directions: Recognize and read the following words below.




What is It

What do you think are those words? Are all those words you have observed were read properly and correctly?

Now, to help you know more about what this module covers, please give time to read and understand of what irregularly spelled words mean.

Mini-lesson Teaching Chart

What are irregularly spelled words?	Words that are read differently. Not all letters are sounded.
	They are words that are spelled contrary to the way they sound. These words can be difficult to spell and read because of how they sound.
What are the examples of irregularly spelled words?	enough, through, beautiful, and because.




What's More

Activity 1. Connect Me!


Directions: Look at the pictures. Read the words aloud, then, match the picture to the word that tells about it.

1.




bought

2.



earth

3.



mother

4.



straight

5.



sprout

Activity 2. Learn About Words!

Directions: Read the following sentences below. Write a word in the box provided to complete each sentence. Get the word from Activity Number 1.

1. The is sad when her child gets mad.
2. In the garden, the of a mango has grown fast.
3. A farmer has planted vegetables in a garden.
4. The boy five kilos of mangoes from the garden.
5. A planet is known to have an atmosphere.



What I Have Learned

Hello Kid, did you learn something from this module?

Now, let me ask you some questions to know that you really did your best in this module, by following all the instructions and answering the activities diligently.

Direction: Write your answers on the space provided.

1. What do you mean by irregularly spelled words?

2. Have you experienced difficulties in spelling and reading irregularly spelled words?

3. How important is reading irregularly spelled words?

4. Is it helpful to build more vocabularies?

5. Can you name different irregularly spelled words as many as you can? Write them on the blank provided.



What I Can Do

This part will give you a chance to become good in spelling aside from being a reader. Are you now ready kid?

Direction 1: Supply the missing sound for each word. Write the appropriate letter/s on the blank provided.

1.	___	g	a	i	n
2.	d	___	u	b	t
3.	b	r	___	a	d
4.	u	s	u	___	l
5.	___	i	s	l	e

Direction 2: Write the words with complete missing letter as given in Direction 1:

1.	
2.	
3.	
4.	
5.	



Assessment

Directions: Read and understand the story below. Choose and encircle the letter of the best answer.

In the Farm

Tristan June C. Intong

One day, a father was farming in a straight yard for healthy vegetables. He loved planting and cleaning the yard. He built a small pond for water supply.

The next day, he harvested fresh and healthy vegetables ready for marketing. He was very happy because he sold all his vegetables.

Finally, he got home to rest and he was very happy.



1. What is the story all about?
 - a. a father in the farm
 - b. a healthy vegetable
 - c. a happy and lucky farmer
2. Where did the story happen?
 - a. in the farm
 - b. in the school
 - c. in the garden
3. From the story given above, which of the following words is spelled irregularly?
 - a. yard
 - b. water
 - c. because

4. He harvested fresh and healthy vegetables. What is the meaning of the underlined word?
a. ill b. good c. not fit
5. He _____ a small pond for water supply. What is the missing word in the sentence?
a. Built b. break c. baked



Additional Activities

In this part of the module, you will be performing your last activity to finally test the skill developed on the topic.

Directions: Complete the sentences below, use the underlined and scrambled words before each item. Arrange and write them correctly on the blanks provided for. Read the sentences observing the irregularly spelled words formed.

ughthro 1. Maria received a letter _____ her friend.

ugheno 2. Humans need _____ water in the body.

causebe 3. Anna was happy _____ she received a leadership award.

werans 4. He was able to _____ the questions asked by the teacher.

tifulbeau 5. She loves to stay in her _____ garden.



Answer Key

What's New 1. b 2. c 3. b 4. c 5. c	What's In 1. ow 2. ou 3. oi 4. oy	What I Know 1. a 2. c 3. b 4. a 5. c
Assessment 1. a 2. a 3. c 4. b 5. a Additional Activities 1. through 2. enough 3. because 4. answer 5. beautiful	What I Can Do Direction 1. 1. a 2. o 3. o 4. a 5. a Direction 2. 1. again 2. doubt 3. broad 4. usual 5. aisle	What I Have Learned 1. Answer may vary 2. Answer may vary 3. Answer may vary 4. Answer may vary 5. Answer may vary
What's More Activity 1 1. mother 2. sprout 3. straight 4. bought 5. earth Activity 2 1. mother 2. sprout 3. straight 4. bought 5. earth		

References

K to 12 Curriculum Guide ENGLISH May 2016, 67.

Mil Flores Ponciano et al., eds., Let's Get Better in Reading-Grade 3 Learner's Material, First Edition 2014 (Department of Education-Instructional Materials Council Secretariat), 356.

For inquiries or feedback, please write or call:

Department of Education - Bureau of Learning Resources (DepEd-BLR)

Ground Floor, Bonifacio Bldg., DepEd Complex
Meralco Avenue, Pasig City, Philippines 1600

Telefax: (632) 8634-1072; 8634-1054; 8631-4985

Email Address: blr.lrqad@deped.gov.ph * blr.lrpd@deped.gov.ph